

series
SKYMAX
RM-490-515W-182R/108TB

N-TOPCon
Bifacial Monocrystalline Module

- Suitable for distributed PV Generation.
- Warranty Upgrades.
- High efficiency and strong power generation.
- Safer smart manufacturing.
- No-Destructive Cutting.
- Junction Box Laser Welding Technology.

1960 × 1134 × 30

Dimensions (mm)

108 CELL

Mono TOPCon

490-515Wp

Power output

1500V DC

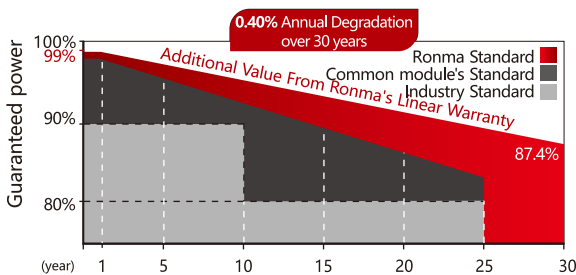
Max. system voltage

23.17%

Max. efficiency

LINEAR PERFORMANCE WARRANTY

15-year product warranty / 30-year linear power warranty



Higher Power Output

Module power increases by 5-25% generally, bringing significantly lower LCOE and higher IRR. 0-5w positive tolerance output warranty.



Multi Busbar Technology

By improving optical utilization rate, power increases by 2~3% and efficiency increases by 0.4~0.6%.



PID Resistance

Excellent Anti-PID performance guarantee via optimized mass-production process and material control.



Low-light Performance

Excellent performance in low light.



Durability Against Extreme Environmental Conditions


High salt mist and ammonia resistance certified by TUV NORD.



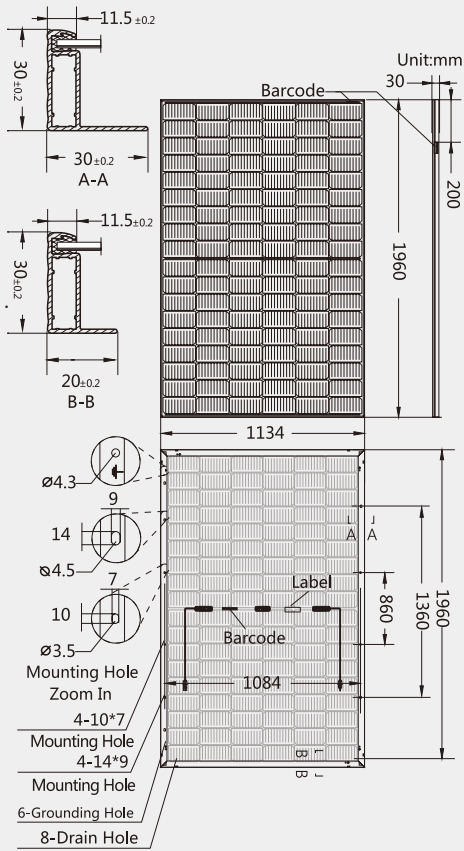
EL Full Inspection

Dual-stage 100% EL Inspection.

IEC61215/IEC61730/IEC61701/IEC62716/WEEE De93315506



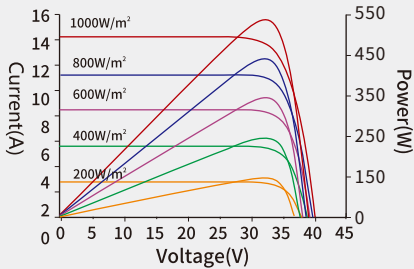
Dimensions of PV Module



RM-515W-182R/108TB

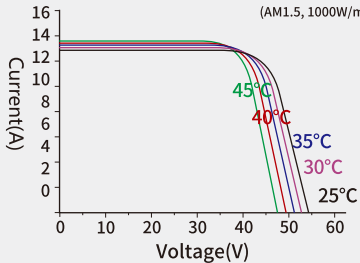
I-V characteristics at different irradiances

cells temp.=25°C



I-V characteristics at different temperatures

(AM1.5, 1000W/m²)



ELECTRICAL CHARACTERISTICS (STC*)

Rated Power in Watts-Pmax(Wp)	490	495	500	505	510	515
Open Circuit Voltage-Voc(V)	38.86	39.03	39.20	39.37	39.54	39.71
Short Circuit Current-Isc(A)	15.78	15.84	15.90	15.96	16.02	16.08
Max. Power Voltage-Vmpp(V)	33.16	33.33	33.50	33.67	33.84	34.01
Max. Power Current-Impp(A)	14.78	14.86	14.93	15.00	15.08	15.15
Module Efficiency(%)	21.05	21.27	22.50	22.72	22.95	23.17
Maximum system voltage	1500V DC					
Fuse Rating(A)	30					
Temperature coefficient Pmax	-0.29%/°C					
Temperature coefficient Isc	0.045%/°C					
Temperature coefficient Voc	-0.25%/°C					
Refer. Bifacial Factor	$\phi_{Isc}=80\% \pm 10\%$, $\phi_{Voc}=100\% \pm 3\%$, $\phi_{Pmax}=80\% \pm 10\%$					

*STC: Irradiance 1000W/m², module temperature 25°C, AM=1.5

SPECIFICATIONS(BNPI)

Rated Power in Watts-Pmax(Wp)	541.2	546.6	552.1	557.6	563.4	568.6
Open Circuit Voltage-Voc(V)	39.06	39.23	39.40	39.57	39.74	39.91
Short Circuit Current-Isc(A)	17.34	17.39	17.46	17.53	17.60	17.66
Max. Power Voltage-Vmpp(V)	33.36	33.53	33.70	33.87	34.04	34.21
Max. Power Current-Impp(A)	16.22	16.30	16.38	16.46	16.55	16.62
Power tolerance	0~+3%					
Operating Temperature	-40°C~85°C					

*BNPI: Irradiance: front 1000W/m², rear 135W/m², Cell Temperature 25°C, AM=1.5

MECHANICAL CHARACTERISTICS

Number of cells	108pcs
Type of cell	N-TOPCon Mono
Thickness of glass(mm)	2.0
Junction box	IP68, 1500V DC, 3 Diodes
Type of frame	Anodized Aluminum Alloy
Size of module(mm)	1960x1134x30
Weight(kg)	27
Cables/connectors	4.0mm ² , MC4 compatible
Length of Cable	+300mm/-200mm (connector included) Length can be customized

PACKAGING CONFIGURATION

Height of Modules (mm)	30
Number of Modules Per Pallet	36
Packaging Box Dimensions (l×w×h) (mm)	2000x1140x1250
Box Gross Weight (kg)	1002
Number of Modules Per 40ft (HQ) Container	864
Number of Pallets Per 40ft (HQ) Container	24

CAUTION: READ SAFETY AND INSTALLATION INSTRUCTIONS BEFORE USING THE PRODUCT
©2023 Ronma Solar. All rights reserved. Specifications included in this datasheet are subject to change without notice.

